

36 Chic Winter Decorating Ideas for an Ultra Cozy Home

Create the perfect place to hibernate all season.

By [HADLEY MENDELSON AND MEGHAN SHOUSE](#) | Published: DEC 14, 2023



EMILY MINTON REDFIELD

Though it's easy to think that decorating your home for the winter is synonymous with decorating for Christmas, Hanukkah, or Kwanzaa, we do not follow that line of thinking here at House Beautiful. The cold months that accompany the end and beginning of the year deserve their own interior style that makes for a cozy, warm season. While we're not saying that you should switch up everything about your home every time a different season rolls around (after all, you didn't splurge on that Serena & Lily furniture for it to be put into storage after a few months), we are saying that you should change some aspects of your home with these winter decorating ideas when the cold comes along to make everyday better.

As the temperature keeps dropping—and hopefully some snowfall has occurred, if only for aesthetic purposes—there's nothing like coming home from a long day and instantly warming up, both from the heater and from the coziness in your home. It's the little things that make your house a winter refuge, like decorating your mantel or switching out your lightweight blankets for heavier alternatives. And if you have a private outdoor space, you no longer have to worry about freezing on your patio with chic and functional patio heaters.

No matter the area of your home, our list covers everything from winter decorating ideas for living rooms to powder rooms and even the attic. Read below to find a myriad of ways to winterize your home aesthetic and make the cold months fly by.

House Beautiful

1. Accessorize With Fluffy Throws

One of the easiest and coziest ways to get your home suited for the winter is by using fluffy throw blankets everywhere you can. In this home remodel by Truss Interiors, designer Julee Wray added matching blankets and pillows to give this Colorado house a warm vibe as the cold started to settle in.



EMILY MINTON REDFIELD

2. Bring in Fresh Florals

Interior design studio Reed & Acanthus didn't shy away from using fresh flowers in one of its projects, bringing some nature and color into the cool space. Not every flower you incorporate has to be one of the classic holiday-adjacent ones—there are plenty of winter blooms to add to your bouquet.



LAURA STEFFAN

3. Display Your Grazing Boards

One nonpermanent way to make your walls feel warmer is by hanging up your variety of grazing boards for display. Everyone loves a charcuterie board, and in this home remodel by Element Design Network, designer Laura Chappetto Flynn added dimension and color to the kitchen by creating a unique gallery wall situation.



JARED POWELL



EMILY MINTON REDFIELD

4. Add Growing Greenery

Interior design studio Reed & Acanthus didn't shy away from using fresh flowers in one of its projects, bringing some nature and color into the cool space. Not every flower you incorporate has to be one of the classic holiday-adjacent ones—there are plenty of winter blooms to add to your bouquet.

5. Repurpose Your Firewood

If you're lucky enough to have a wood-burning fireplace at home, a functional and chic decor arrangement can be made with your excess firewood. Keep it next to the mantel for easy access, but stack it nicely so it can serve as a winter accessory.



SVETIKD // GETTY IMAGES

6. Set Up Subtle Garland

Your faux greenery doesn't have to scream Christmas for it to still be a nice winter accessory for your home. Reed & Acanthus added a seasonal alternative to decking the halls by incorporating subtle garland in this bar area.



LAURA STEFFAN

7. Put Out an Inviting Decanter

For all the wine lovers out there, take a leaf from Element Design Network's decorating book, and set out a decanter with your favorite red inside. The deep color adds a subtle warmth and classiness to the space you and your houseguests will love.



JARED POWELL




COURTESY OF TRUSS INTERIORS

8. Decorate Outdoors

Take inspiration from the cold weather and bring your wintery decor outside. This Truss Interiors project is sparse in accessories, but the warm-toned table and cool, darker brown chairs pair well with the general beige hue of the winter months. For some added texture and comfort, add an outdoor rug.

9. Change Up Your Bedding

A mohair blanket will bring textural intrigue to your bedding and won't break the bank. We're digging this fluffy one in a bedroom designed by Osklo Studio. Also, consider swapping airy summer linens with cotton to stay warm and seasonally on point.



OSKLO STUDIO

10. Embrace the Seasonal Colors

Use this pretty and elevated garland in a living room by Charlotte Moss as inspiration. Green is a natural mood-booster, so why not?



JAMES MERRELL

11. Balance Light and Heavy Materials

This cozy reading nook was practically built for cozy days spent with a great book on a chilly winter day. Design firm Workstead incorporated angular accents and furnishings (a narrow brass lamp, a chaise with hairpin legs, and a glass side table), keep the old-school floral print, antique wood floors, and traditional oil painting from becoming too heavy in the warmer months.



WORKSTEAD



ANNIE SCHLECHTER

12. Keep Summer in Mind

Designed by Cathy Chapman, this cozy Vermont home is especially comforting during the wintertime. To get your own home ready for the season, take note of this timeless sunroom. While it's light and airy enough to feel appropriate during summer, it's also uplifting during the winter without feeling out of place. That's thanks to the dark wood furnishings, warm textiles, and family-friendly atmosphere.

13. Spotlight Antiques

Designed by Heidi Lachapelle, this welcoming sitting room in an upstate New York farmhouse features plenty of antiques, evoking cozier, simpler days of yore. Balanced with modern touches and restored architectural bones, it's the best of both worlds.



ERIN LITTLE



ERIC PIASECKI

14. Extend Time Outside

Extend the lifespan of your outdoor hangout space with a fireplace and plenty of cozy throws. A space heater or portable fire pit will also work if renovating isn't in the cards and you don't already have an outdoor fireplace on the patio.

15. Go Blue

Vibrant blue wallpaper and bedding make this bedroom by Bryan Patrick Flynn cheerful yet cozy, the perfect combo for winter. To enhance the winter mood even further, add faux fur throws, candles, and fresh greenery.



© RUSTIC WHITE PHOTOGRAPHY



KYLEE SHINTAFFER

16. Curl Up

How do you make a cabin feel both intimate and spacious, rustic and upscale? The designer behind this Montana ski home, Kylee Shintaffer, has plenty to teach us. "There are small spots that could be for one or two people curled up in a chair—or the living room, where the opposing sectionals are sixteen feet long," she explains. She took advantage of cozy landing space and corners by turning them into intimate bonus rooms.

17. Decorate the Bathroom

Hang a garland over double sinks in the bathroom to bring the winter holiday vibes to every inch of your home. Bonus points for red accents and plants.



ANNIE SCHLECHTER



ANNIE SCHLECHTER

18. Spruce Up the Stairs

Wrap a lackluster staircase in a lush green garland. A little bit of greenery can enliven an entire room.

19. Set the Mood

Swap out vibrant, summery vases for moodier ones. On this mantle in a Studio Razavi-designed living room, the cluster of graphic ceramic vases bring a warm yet edgier vibe. You could also swap out bright lamp shades for black ones.



STUDIO RAZAVI

20. Get Ready for Game Night


Optimize a room for game nights, since you'll likely be staying in more during the winter months. Designer Fitz Pullins added a fun neon wall light and placed a chessboard on the table.



JESSE PREZZA

21. Focus on Details

Anne Pynne winterized this vignette with candles and florals, two simple upgrades. Green candles in the iron-wrought holders secured to the wall are the perfect holiday touch and make the hallway feel like an old European castle. The bouquet of red flowers is the cherry on top.



DOUGLAS FRIEDMAN




HECKER GUTHRIE

22. Assert a Sense of Place

This mountain home designed by Hecker Guthrie evokes a sense of place and whimsy with a ceiling installation of miniature gondolas. It stretches all the way from the breakfast nook to the sofa in the great room.

23 Prepare the Mudroom

Get the mudroom or entryway ready for the mess of winter with coat racks, a shoe corner, and a bench. Designed by Regan Baker, this one will work in any season, but will especially come in handy on snow days.



REGAN BAKER DESIGN

24. Incorporate Winter Candles

For an understated winter wonderland effect, take note from this Heather Hilliard-designed vignette. The light-blue candlesticks play up the wintry look and are more unique than the classic white option, yet they still feel timeless and pair nicely with the artwork above.



HEATHER HILLIARD

25. Be Bold With Neutrals

You don't need to go all out with bold color—keep your winter palette neutral and moody, like this cozy study space designed by Shamshiri Studios. And a faux sheepskin throw never hurts when you're aiming for a winter look.



STEPHEN KENT JOHNSON



HEATHER HILLIARD

26. Introduce Rich Textures

Sometimes all it takes to change the seasonal mood of a space is a different fabric. Instead of light linens and airy cottons, opt for a throw pillow with more texture. In this nook designed by Hilliard, the velvet blue throw pillow brings more depth.

27. Spruce Up Planters

"The planter in our entryway changes with the seasons. In the winter, I incorporate moss, princess pine, and berries—I want my guests to feel like they've been transported elsewhere," Moss says of this holiday entryway setup. Though she decorated it like this for the holidays, you could replicate it all winter long.



JAMES MERRELL

28. Select Seasonal Serveware

If you're entertaining this winter, opt for serveware that lends itself more to a rustic, earthy mood. The raw wood cheeseboard paired with the dark wooden bowls in this cozy living room by Leanne Ford Interiors set the perfect example.



LEANNE FORD INTERIORS

29. Edgier Accents

Though the woven bench in this space designed by Hecker Guthrie feels decidedly sunny, the dark area rug, floor lamp, and wall art put it in a more wintry mood. The black and slate throw pillows help, too.



HECKER GUTHRIE

30. Have Fun With Folk


Add some folk touches, like fun, homemade quilts, and layer on layers of pattern. All of those whimsical elements will bring coziness to a loft space or chalet, like this grand living room by Anthony Baratta.




JAMES MERRELL

31. Accent With Warm Tones

Get that winter warmth you're craving with sunny tones and deep wood finishes. Whether you lay the foundation with a different rug like Commune Design did in this living room, paint an accent wall, add a throw blanket, or set the table with new glasses—introducing some orange is a sure-fire way to get cozy this winter.



AMY NEUNSINGER



STUDIO RAZAVI

32. Bring the Outdoors In

Something about winter just begs for more nature-inspired decor. (It probably has something to do with the fact that we can't spend as much time outside.) In this living room designed by Studio Razavi, the two wooden stools are a subtle way to reflect the view beyond the window.

33. Create a Soothing Entrance

Hang some eucalyptus by the entryway for a soothing welcome every time you walk through the front door. If you don't already have hooks or a coat rack set up, here's your excuse to make it happen.



NICOLE FRANZEN

34. Pile on the Plaid Pillows

Swap your summer pastels for deeper colors like burgundy, charcoal, and caramel. Plaid is the perfect cozy pattern for both fall and winter. Add a pillow or blanket, or reupholster a chair. The sheepskin throw under the coffee table in this living room designed by Christian Burch and John Frenchette also warms things up.



WILLIAM ABRANOWICZ

35. Deck Out the Fireplace

Designed by NICOLEHOLLIS Studio, this cozy reading nook by the fireplace is all dressed up and ready for winter. From the stone fruit on the side table and antlers on the mantel to the furry throw cushion on the rocking chair, it's a seasonal dream.



NICOLEHOLLIS STUDIO

36. Don't Forget the Kid's Room

Bright colors can work in winter, too. In this children's bedroom designed by Ken Fulk, a rustic bench and repurposed vintage textiles balance out the more playful pieces.



KEN FULK